




## Tools

Crimping Tools	146
Contact Removal Tools	150
Workshop Tools	152
Cable Insertion Tool Set	157



- A wide range of crimping tools to suit popular terminals and connectors.
- Tight, complete crimp with minimal effort.
- HDT-48-00 crimps a wide range of contact sizes with no need to change out dies or locators.
- Tools to suit TE DEUTSCH, Packard™ Weather Pack, Micro-Pack and Metri-Pack contacts.
- D2682 features fine blanked, high carbon steel dies.
- HT-K2680 set features 5 different crimping tools in handy tool chest storage tray.



Made in North America

P-12014254

### P-12085270 Crimper Cavities


**Cavity 2**  
0.5–0.8mm<sup>2</sup>

**Cavity 4**  
1.3–2.0mm<sup>2</sup>

**Cavity 1**  
150 Series  
Metri-Pack Seals

**Cavity 3**  
480 & 630 Series  
Metri-Pack Seals

**Cavity 5**  
Weather-Pack & 280  
Series Metri-Pack Seals



Made in North America

P-12085270

## Crimping Tools – Packard™ Contacts

Part No.	Description	Crimp Range
P-12014254	Ratcheting. Attaches seal & cable in one action	0.8–0.5mm <sup>2</sup> (20–18 AWG), 1.0–2.0mm <sup>2</sup> (16–14 AWG)
P-12085270	Ratcheting. Attaches seal & cable in two actions	0.8–0.5mm <sup>2</sup> (20–18 AWG), 1.0–2.0mm <sup>2</sup> (16–14 AWG)

### 5 Piece Tool Set for Packard™ Contacts

The HT-K2680 set contains tools for:

- Weather Pack — 20, 18, 16, 14, 12 and 10 AWG contacts.
  - Micro-Pack — .64, 100 & 100W and GT 150, 280, 630 contacts.
  - Metri-Pack — 150, 280, 480 & 630.
- All housed in a handy storage tray.

Also included in the set is a 32 page instruction manual detailing tool specifications as well as an OEM contact number/tool number matrix.

All tools in set are premium quality – made in the USA.



Made in North America

## IONNIC Crimping Tool Set – Packard™ Contacts

Part No.	Description
HT-K2680	5 Piece crimping tool set for Packard™ contacts, includes instruction manual





DTT-16-00



D7000


D7000 6 Removable Dies	
Die 1 14, 12AWG	Die 2 10, 12AWG
Die 3 18, 16, 14AWG	Die 4 20, 18, 16AWG
Die 5 20, 18-16AWG	Die 6 16, 14, 12AWG

### Crimping Tools – Stamped & Formed (F-Crimp) Contacts

Part No.	Description	Crimp Range (AWG)
<b>DTT-16-00</b> <span style="color:red">NEW</span>	Ratcheting. 1 indent crimper "U" crimp	16 & 14
<b>D7000</b>	Ratcheting crimp tool set with 6 removable dies. 1 indent crimper "U" crimp	



DET48



HDT-04-08



DET12, DET16, DET20



D2681



D2682



HDT-50-00



HDT-48-00



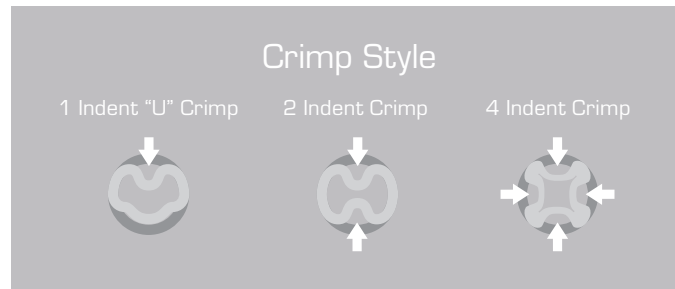
### Crimping Tools – TE DEUTSCH Solid Contacts

Part No.	Description	Contact Size (TE DEUTSCH)	Crimp Style
<b>DET48</b> <span style="color:red">NEW</span>	Two handed	8, 4	2 indent
<b>HDT-04-08</b>	Two handed	8, 4	2 indent
<b>DET12*</b>	Ratcheting	12	4 indent
<b>DET16*</b>	Ratcheting	16	4 indent
<b>DET20*</b>	Ratcheting	20	4 indent
<b>D2681</b>	Ratcheting	20, 16, 12	2 indent
<b>D2682</b>	Ratcheting	20, 16, 12	2 indent
<b>HDT-50-00</b>	Ratcheting	20, 16, 12	1 indent
<b>HDT-48-00</b>	Ratcheting	20, 16, 12	4 indent

\* Not made in North America.



# Tools




## Crimping Tools – F-Crimp Contacts (Non-Insulated)

Part No.	Description	Crimp Range
HT-4220	Parallel crimping	22–24, 20–24, 18–20, 14–18, 14–16 AWG
HT-4560	Ratcheting	0.5–1mm <sup>2</sup> , 1.5–2.5mm <sup>2</sup> , 4–6mm <sup>2</sup>



## Crimping Tools – Crimp Terminals (Insulated)

Part No.	Description	Crimp Range
HT-0060	Ratcheting. Suits Insulated Flag Terminals	Red & Blue
HT-0560	Ratcheting	Red, Blue & Yellow



## Crimping Tools – Cable Lugs

Part No.	Description	Crimp Range (mm <sup>2</sup> )
HT-4023	Ratcheting	0.3–2.5, 4–6, 10, 16
HT-4510	Ratcheting	0.25–1.5, 2.5–4, 6–8, 10



HT-21



HT-22

### Crimping Tools – Crimp Battery Terminals

Part No.	Description	Crimp Range (mm <sup>2</sup> )
HT-21	Heavy duty hex crimper. Rotating die with 6 sizes. 450mm long	6, 10, 16, 25, 35, 50
HT-22	Extra heavy duty hex crimper. Rotating die with 7 sizes. 650mm long	25, 35, 50, 70, 95, 120, 150



7814145



7814147



7814146

Made in Europe

### Crimping Tools – Schlemmer Contacts

Part No.	Description	Crimp Range (mm <sup>2</sup> )	Ø Contact Cavity (mm)
7814145	Ratcheting	0.75–1.5	4
7814147	Ratcheting	0.5–1.0 & 1.5–2.5	5.2
7814146	Ratcheting	0.5–1.0 & 1.5–2.5	6.7



HT-0460



HT-0580

### Crimping Tools – Misc.

Part No.	Description	Crimp Range
HT-0460	Ratcheting. Suiting Coax Cable RG58, Mini59 & RG174	—
HT-0580	Ratcheting. Pre-insulated end sleeve (bootlace) ferrules	0.25–6mm <sup>2</sup> (23–10 AWG)

#### AWG to mm<sup>2</sup>


American Wire Gauge (AWG)	Diameter (mm)	Nominal Area (mm <sup>2</sup> )	American Wire Gauge (AWG)	Diameter (mm)	Nominal Area (mm <sup>2</sup> )	American Wire Gauge (AWG)	Diameter (mm)	Nominal Area (mm <sup>2</sup> )
4	5.19	21.14	12	2.05	3.31	20	0.81	0.52
6	4.11	13.29	14	1.63	2.08	22	0.65	0.33
8	3.26	8.36	16	1.29	1.31	24	0.51	0.20
10	2.59	5.26	18	1.02	0.82			





D2683

- Removes contact from connector without damage to the wire, insulation, connector seals, or connector body.
- Simplifies contact removal and field service repair.
- Compact and easy to use.



7704496



DET-RT



0411-337-1205

Made in North America



114009



114008



0411-353-0805



114010



0411-337-1205



0411-291-1405



0411-310-1605



0411-336-1605




0411-204-1605



0411-240-2005

### TE DEUTSCH Contact Removal Tools

Part No.	Contact Size (TE DEUTSCH)	Wire Gauge Size (AWG)	Colour	Notes
114009	4	6	White	
114008	8	8, 10	Green	
0411-353-0805	8	8, 10	Green	Extended
114010	12	12	Yellow	
0411-337-1205	12	12, 14	Orange	Extra Thin Wall (E-Seal)
0411-291-1405	14	14, 16	Green	
0411-310-1605	16	16, 18	Light Blue	
0411-336-1605	16	16, 18	Blue	
0411-204-1605	16	16, 18	Dark Blue	Extra Thin Wall (E-Seal)
0411-240-2005	20	20, 24	Red	

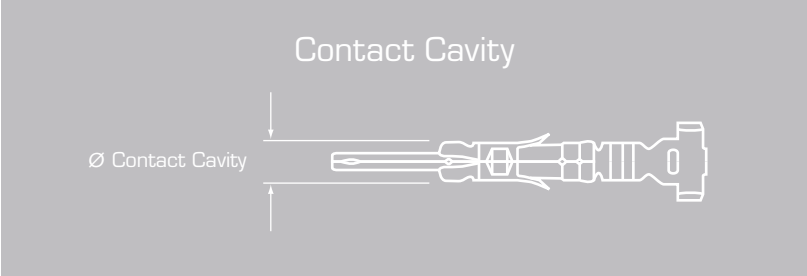


Made in Europe

Made in North America

**Contact Removal Tools – Generic**

Part No.	Description
<b>DET-RT</b>	Multi-use Hook Tool
<b>P-12014012</b>	Weather-Pack Pin Extraction Tool
<b>P-12094429</b>	Metri-Pack Removal Tool – GT150, GT280, 150, 280, 630 Pull-to-Seat
<b>P-12094430</b>	Metri-Pack Removal Tool – 280, 480, 630, 800 Series Pin Tangless
<b>7704489</b>	Ø Contact Cavity 5.2mm
<b>7704496</b>	Ø Contact Cavity 3.3mm
<b>HT-7200</b>	Ø Contact Cavity 2.9mm



**TE DEUTSCH Contact Removal Tool Set**

Part No.	Contact Size (TE DEUTSCH)
<b>D2683</b>	4, 8, 12, 14, 16, 20





- Wide range of workshop tools including:
  - Cable cutters
  - Wire strippers
  - Multimeters
  - Compartment boxes and more



HT-15



HT-6130



HT-6100



HT-6130



HT-6180



HT-6325

## Multimeters

Part No.	Description
HT-6100	Multimeter Voltage AC/DC. Current DC. Overload alarm. Auto power off
HT-6130	High range. 3" display. Supplied with case Voltage AC/DC (non-contact AC). Current AC/DC. Data hold VFC, resistance, diode, capacitance, frequency, temperature (°C & °F)
HT-6180	Mid Range. 2.5" display Voltage AC/DC (non-contact AC). Current AC/DC VFC, resistance, diode, capacitance, frequency, temperature (°C & °F)
HT-6325	Lead kit. Suits HT-6100, HT-6130 and HT-6180



## Workshop Tools

Part No.	Description
HT-2400	Contact cleaner "IPA"
HT-2449	Butane gas refill
HT-2495	Pro torch
HT-2496	Pro torch tip replacement
HT-2490 <span style="color:red">NEW</span>	Soldering iron – gas powered (cordless). 30–125W. 250°C ~ 550°C. ~120mins
HT-6200	Digital vernier caliper – carbon fibre. Max. length 150mm
HT-6500	Test light. 12V. 1.2m cable
HT-6600	LED test light. 12V. 1.5m cable. Heavy duty
EGG50	Senson electro guard grease. 50ml
HT-6000	Harness tool set



SOLDERRC0.7



SOLDERAC3.2



SOLDERSTICK

## Solder

Part No.	Ø (mm)	Weight (g)	Description
SOLDERRC0.7	0.7	500	Resin core
SOLDERRC1.6	1.6	500	Resin core
SOLDERRC2.3	2.3	500	Resin core
SOLDERRC3.2	3.2	500	Resin core
SOLDERAC3.2	3.2	500	Acid core
SOLDERSTICK	6	—	400mm cut length



# Tools



HT-10



HT-11



HT-12



HT-14



HT-15



HT-16



HT-30




HT-31



HT-34

## Cable/Wire Tools


Part No.	Description
HT-10	Cable cutter – Up to 35mm <sup>2</sup>
HT-11	Cable cutter – Up to 70mm <sup>2</sup>
HT-12	Cable cutter – Up to 300mm <sup>2</sup>
HT-14	Side cutters – Knipex – 250mm
HT-15	Side cutters – Knipex – 180mm
HT-16	Side cutters – 115mm
HT-30	Wire stripper/cutter
HT-31	Wire stripper/cutter – heavy duty
HT-34	Cable tie gun heavy duty – metal. Cuts 2.5mm – 4.8mm width



RC001-CASE

RCPLD

RC003-CASE



HB6305

HB6312

HB6313



HB9025A

HB9025C

### Compartment Boxes

Part No.	Description	Height (mm)	Width (mm)	Depth (mm)
RC001-CASE	Rola-Case®. Removable dividers	85	370	370
RCPLD	Rola-Case® Divider (individual). Suits RC001-CASE			
RC003-CASE	Rola-Case®	130	370	370
HB6305	Compartment Box. Removable compartments	50	420	320
HB6312	Compartment Box. Removable dividers	40	275	170
HB6313	Compartment Box. Removable dividers	45	350	220
HB9025A <span style="color:red">NEW</span>	Compartments: 20 x smaller, 1 x large	45	370	250
HB9025C <span style="color:red">NEW</span>	Compartments: 16 x small, 2 x shallow, 1 x large shallow	45	370	250



# Tools

Made in Europe



Fig 1



Fig 2



Fig 3



Fig 4


## Conduit Tools

Part No.	Description	Suitable Conduit Size (NW)	Suits	Fig
9001511	Single cable insertion tool	6 – 13	Lockable & Split	1
9001520	Universal cable insertion tool with offset flange	10 – 26	Lockable & Split	2
9001543	Universal cable insertion tool – small	8.5 – 12	Lockable & Split	3
9001550	Universal cable insertion tool – large	13 – 26	Lockable & Split	3
9001558	Closing tool for PPmod Lockable conduit – Black	8.5 V	Lockable	4
9001552	Closing tool for PPmod Lockable conduit – Blue	13 V	Lockable	4
9001567	Closing tool for PPmod Lockable conduit – Yellow	15 V	Lockable	4
9001555	Closing tool for PPmod Lockable conduit – Green	19 V	Lockable	4
9001564	Closing tool for PPmod Lockable conduit – Red	26 V	Lockable	4

## Using Conduit Tools



Single Cable Insertion Tool



Insert the point of the single cable insertion tool into end of conduit with cable as shown.




While holding end of conduit with cable, pull the insertion tool down the length of conduit.



Universal Cable Insertion Tool



Insert tool wedge containing wires into conduit split.




Drag insertion tool down the length of conduit whilst holding cables.



Closing Tool




Pinch one end of PPmod Lockable conduit closed and squeeze on closing tool.



While holding one end pull the locking tool down the length of conduit.



- 5 piece set suiting cable bundles from 9.5mm to 31mm in diameter.
- Quick and easy method of inserting cable bundles into wrap style harness protection/sleeving.
- Protects cables from abrasion damage while inserting into sleeving.
- Ideal for use with the IDNNIC range of ION-Guard™ Guard-Wrap sleeving, for more info see page 55.



**Material :** Outer Polypropylene RMS-268  
Inner Polyacetal RMS-267

Using Wrap Insertion Tools



1. Rotate inner white section to open position to allow the insertion of cable bundle.



2. Rotate inner white section so cables can not fall out.



3. Slide the open end of wrap over the point of the insertion tool.



4. Hold cable and wrap together at one end and pull tool down along cable bundle.

Individual Tool Sizes

Suits cable bundles up to the following sizes:

- 

Ø 9.5mm.  
Matching Guard-Wrap SSV-005, SSV-008 SSV-010.
- 

Ø 16mm.  
Matching Guard-Wrap SSV-013.
- 

Ø 20mm.  
Matching Guard-Wrap SSV-016.
- 

Ø 24.5mm.  
Matching Guard-Wrap SSV-019.
- 

Ø 31mm.  
Matching Guard-Wrap SSV-025.

Cable Insertion Tool Set 

Part No.	Description
HT-HWKIT	5 piece set suiting cable bundles from Ø9.5mm to Ø31mm

